

## **BNCS Newsletter July 2006**

Welcome to the second newsletter of 2006. The society has continued to be active on several fronts and as you will see below there are many important and interesting opportunities for members to become more involved in the society during the year.

### **British Cardiac Society meeting**

The BCS (now formally the British Cardiovascular Society) held its annual scientific meeting in Glasgow this year. This year the BCS has changed the program to encourage more cooperation between affiliated groups and have more sessions with input from multiple societies. To this end the main session organised by BNCS was entitled 'Assessment of coronary artery disease in diabetes'. The program was chaired by BNCS and included lectures on diabetes and vascular risk, nuclear imaging techniques, screening with coronary calcium scoring and the use of echo in diabetes. There was a very valuable collaboration with Diabetes UK who provided one of the speakers and a co-chair. This session was very well attended and attracted a lot of favourable comment. There were also nuclear cardiology abstracts presented and discussed at a couple of sessions, and SPECT and MUGA imaging featured in a special session on multi-modality imaging in heart failure organized by the British Society for Heart Failure. The meeting was well attended and the nuclear cardiology component was well received. The BCS seems to be keen to continue this model in the future; you may notice that nuclear topics appear in several parts of the program rather than

in defined 'all-nuclear' sessions as has been the format previously.

### **European matters**

There is plenty of activity in nuclear cardiology at the European level. The European Council of Nuclear Cardiology is in the process of carrying out a European wide survey of nuclear cardiology practice. Each institution will be asked to fill in a brief questionnaire about local practice. This will literally only take 5 minutes (and only 1 minute if you only answer the essential questions!) but is obviously a very valuable exercise. The survey website should be open from August this year. The link is <http://www.ecnc-nuclearcardiology.org>. Can we encourage you all to get involved in this and provide as much information as possible? With the 18 week target for patient waiting and other organizational changes getting ever closer, it is important for us to be able to document our current practices and show where extra investment may be needed. BNCS is to this end planning the next survey of practice already, so this is a timely initiative from the European group. Secondly the CBNC accreditation examination for 2006 is approaching fast. As previously reported we feel this is a valuable exercise and should be easier this year with a UK site (London). Contact details are given below.

### **Election of new office holders**

At last year's annual meeting the membership accepted the proposal that two new posts should be created within the Society. The first was a non-medical post. We feel this is an important development for the Society, and parallels other related bodies such as

BNMS and BCS. Only one nomination (albeit high quality) has been received and we would ask that you give your assent to the appointment of Mo Gardner to this position when you cast your vote for the non-cardiology representative. Details of the candidates for this second post, as well as how to vote, are outlined in the leaflet sent with this newsletter. Some have commented at scientific meetings in the past that a relatively small number of people seem to really engage in the decision-making process of the society; this is a clear opportunity for everyone to have their say and we encourage you to use it. In addition we are hoping to build an email database of the membership to further enhance our communication with you, and would be grateful if you could also provide your preferred email details when sending in your vote.

### **Education and training**

Work is continuing on several fronts at present. The BCS has completed its work on non-invasive imaging and its relationship to coronary arteriography and a final document will be published shortly. The document on standards for non-doctor led stress produced by Ian Jones and colleagues under the auspices of the Technologist subgroup of BNMS is almost complete and is currently being reviewed by the BNMS education committee. The intention is to publish the final version in Nuclear Medicine Communications. Finally the subgroup led by Isky Gordon continues to make progress in the development of a wide ranging standards and training document for the performance of myocardial perfusion scintigraphy.

### **Upcoming events in nuclear cardiology**

BNCS has increasingly been asked to advertise meetings with an important nuclear cardiology component. Starting this issue we will endeavour to give brief details of conferences which members may find of interest. The majority of these are not official sponsored BNCS meetings; we are not therefore in a position to officially endorse them in any special way, but we do recognize that they have content of interest to nuclear cardiology practitioners, and of course many of you will be involved in organizing or speaking at such events. We hope to provide brief details as a resource to members, and would be happy to receive details of any such events for future newsletters.

British Nuclear Cardiology Society  
Annual Meeting, December 4<sup>th</sup>, 2006  
Paul Wood Theatre, NHLI, Royal  
Brompton Campus, Imperial College  
London.

Contact: [s.crossley@rbh.nthames.nhs.uk](mailto:s.crossley@rbh.nthames.nhs.uk)

Women's heart alliance-fashioning a  
new approach to coronary care in  
women

October 13<sup>th</sup>, 2006 Royal College of  
Physicians of London,

Contact:

<http://www.womensheartalliance.com>

Certification Board of Nuclear  
Cardiology (CBNC) examination  
London October 2006

Contact: <http://www.cbnc.org>


The British Institute of Radiology –  
Cardiac Imaging – from start to finish  
October 9<sup>th</sup> 2006, Postgraduate  
Education Centre, Nottingham City  
Hospital,

Contact: <http://www.bir.org.uk>


Details of our own December meeting are included below. As always we are looking at ways of increasing involvement of all groups within the society. This year we are hoping to have two interactive sessions. As usual there will be an open abstract session and we would ask that abstracts be submitted to Sonia Crossley at the BNCS office by **October 13<sup>th</sup>**. Please limit the abstract to 300 words and use the standard headings of title, authors, institution, introduction, aim, methods, results, conclusions. The clinical cases have long been a favourite at the conference. This year we would also like to give the opportunity for any member to bring along their favourite or most interesting case and present it to the meeting during this session. This format has worked very well in other meetings and would I think enhance our own conference. Please email Sonia ([s.crossley@rbht.nhs.uk](mailto:s.crossley@rbht.nhs.uk)) if you would like to participate in this so that numbers and timing can be arranged prior to the meeting.

We look forward to meeting you at some of the above, and indeed other, meetings going on in the next few months.

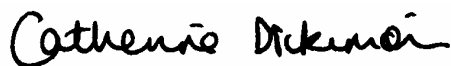
With best wishes,



Mark Harbinson, President



Simon Woldman, Treasurer



Catherine Dickinson, Secretary